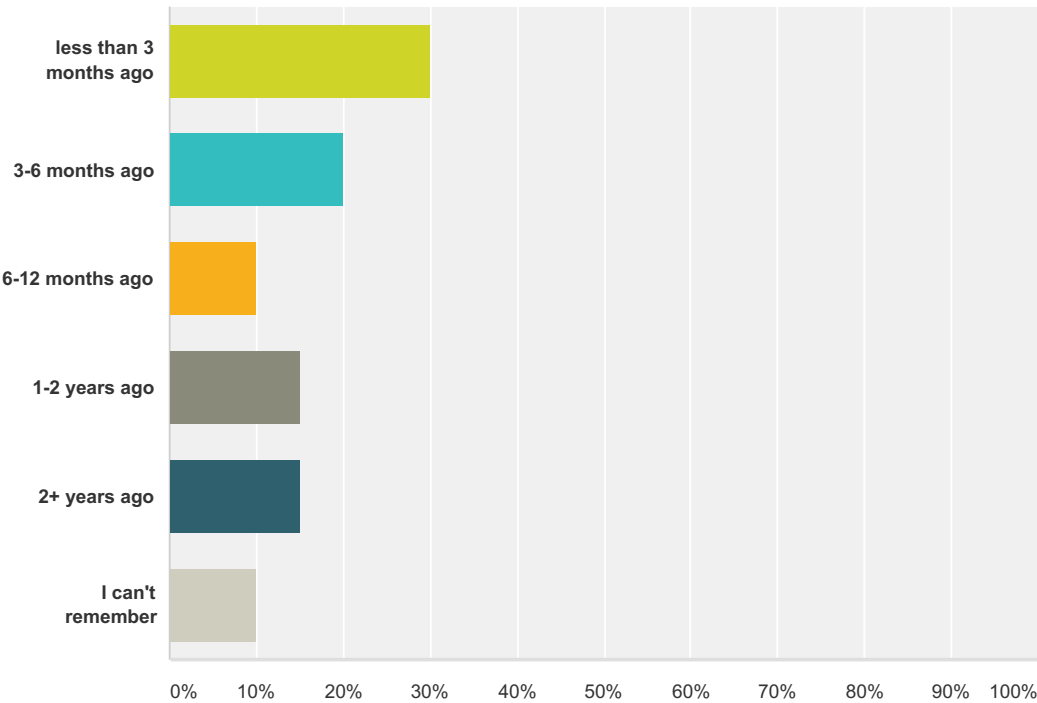


Q1 When was the last time when you tried to do anything with your pensions?

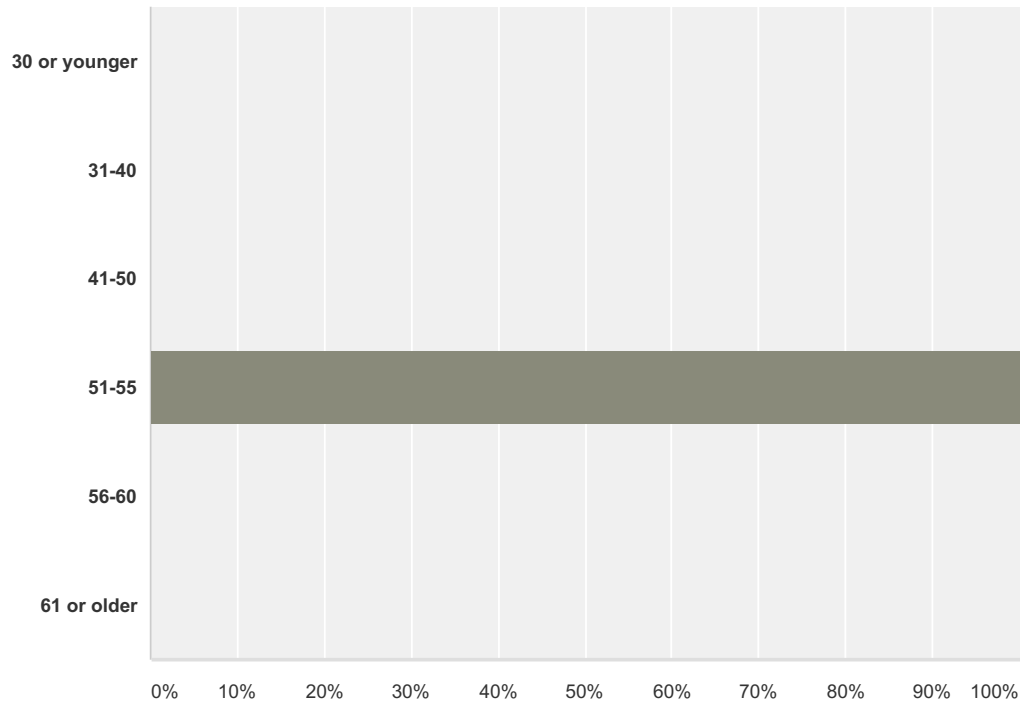
Answered: 20 Skipped: 0



Answer Choices	Responses	
less than 3 months ago	30.00%	6
3-6 months ago	20.00%	4
6-12 months ago	10.00%	2
1-2 years ago	15.00%	3
2+ years ago	15.00%	3
I can't remember	10.00%	2
Total		20

Q2 What is your age?

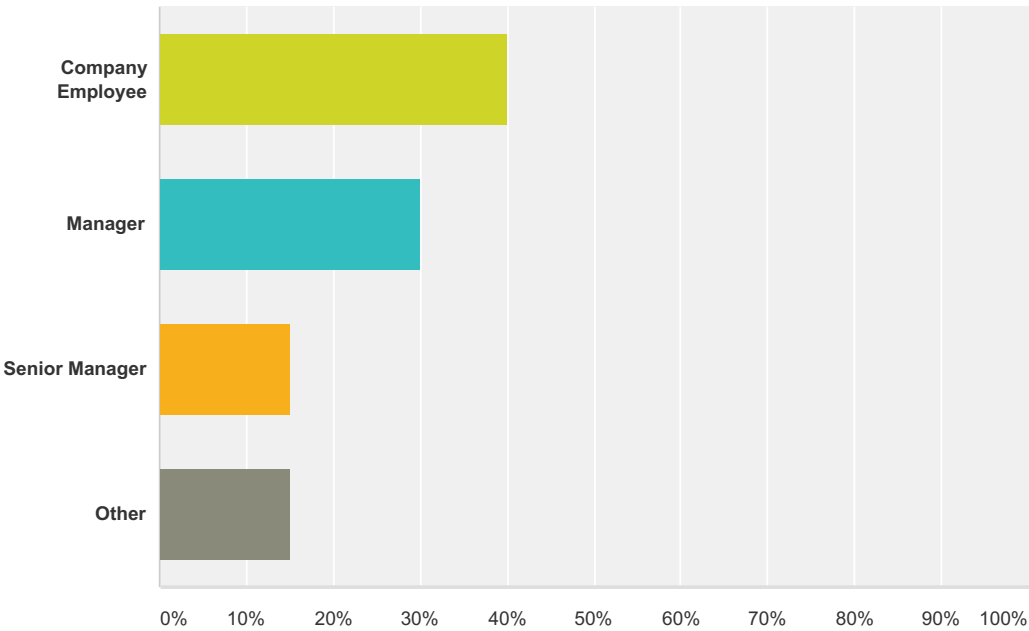
Answered: 20 Skipped: 0



Answer Choices	Responses
30 or younger	0.00%0
31-40	0.00%0
41-50	0.00%0
51-55	100.00%20
56-60	0.00%0
61 or older	0.00%0
Total	20

Q3 What is your job role?

Answered: 20 Skipped: 0



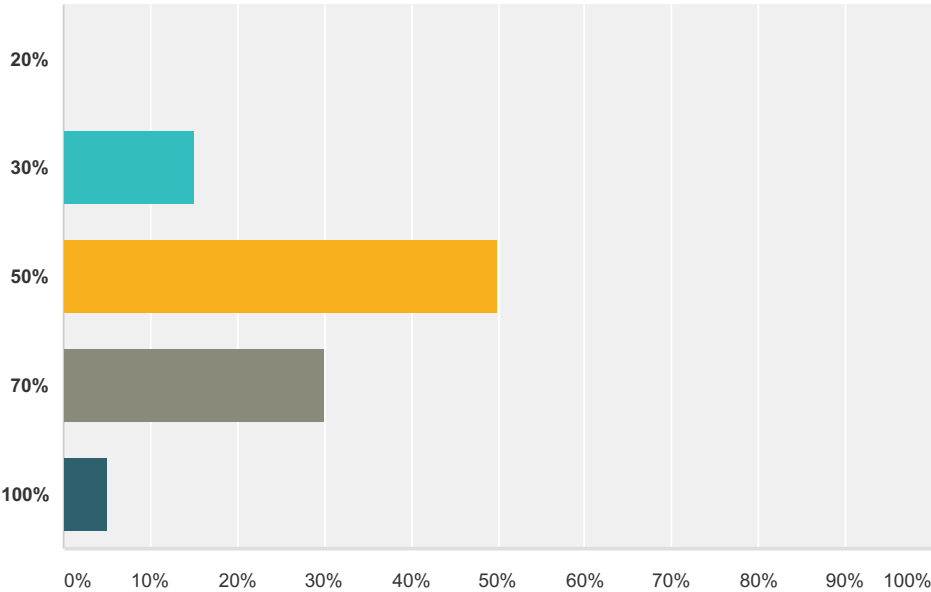
Answer Choices	Responses	
Company Employee	40.00%	8
Manager	30.00%	6
Senior Manager	15.00%	3
Other	15.00%	3
Total		20

Q4 What makes you think about pensions?

Answered: 20 Skipped: 0

Q5 What percentage of your current salary do you believe you will need to retire comfortably?

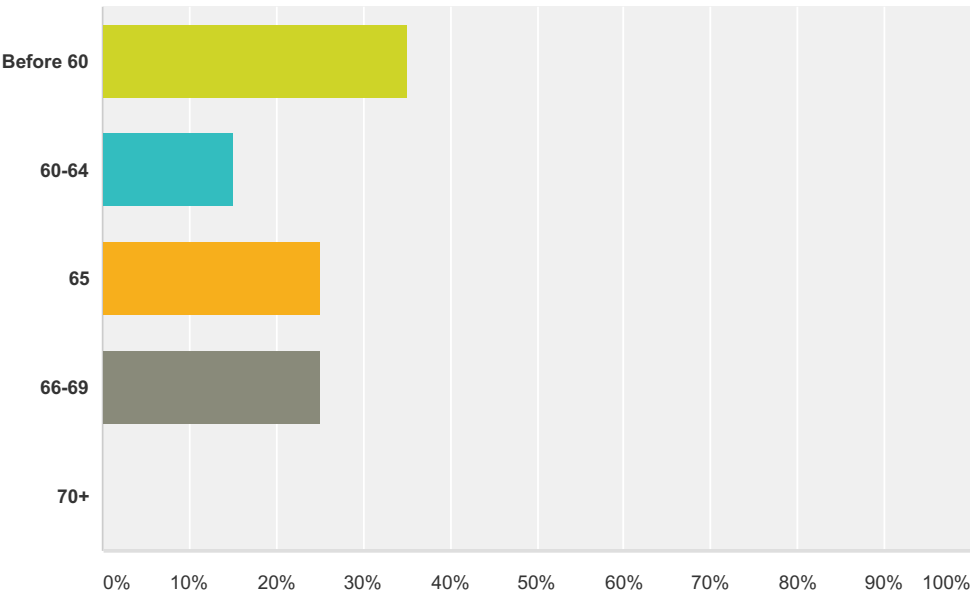
Answered: 20 Skipped: 0



Answer Choices	Responses	
20%	0.00%	0
30%	15.00%	3
50%	50.00%	10
70%	30.00%	6
100%	5.00%	1
Total		20

Q6 When do you expect to retire?

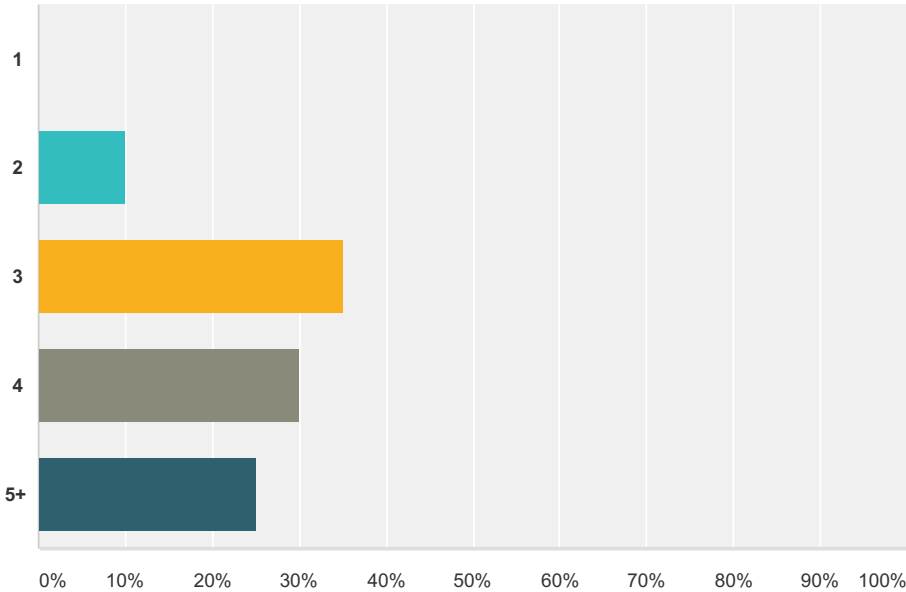
Answered: 20 Skipped: 0



Answer Choices	Responses	
Before 60	35.00%	7
60-64	15.00%	3
65	25.00%	5
66-69	25.00%	5
70+	0.00%	0
Total		20

Q7 How many pension plans do you have now? (old plans from previous employers and any current plans you have)

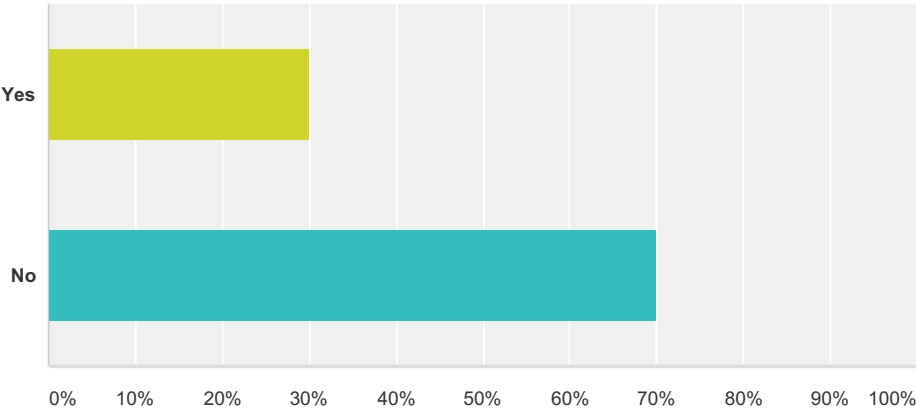
Answered: 20 Skipped: 0



Answer Choices	Responses	
1	0.00%	0
2	10.00%	2
3	35.00%	7
4	30.00%	6
5+	25.00%	5
Total		20

Q8 In the past have you ever requested to unify / transfer your old plans?

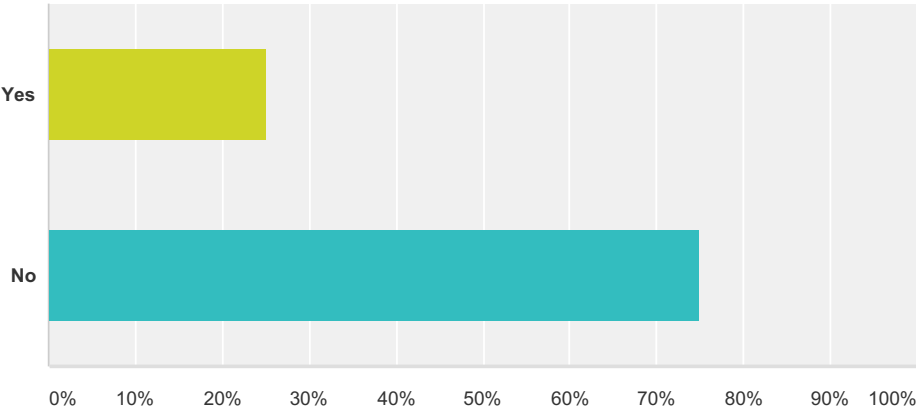
Answered: 20 Skipped: 0



Answer Choices	Responses	
Yes	30.00%	6
No	70.00%	14
Total		20

Q9 Have you ever spoken to a financial adviser about your pension planning?

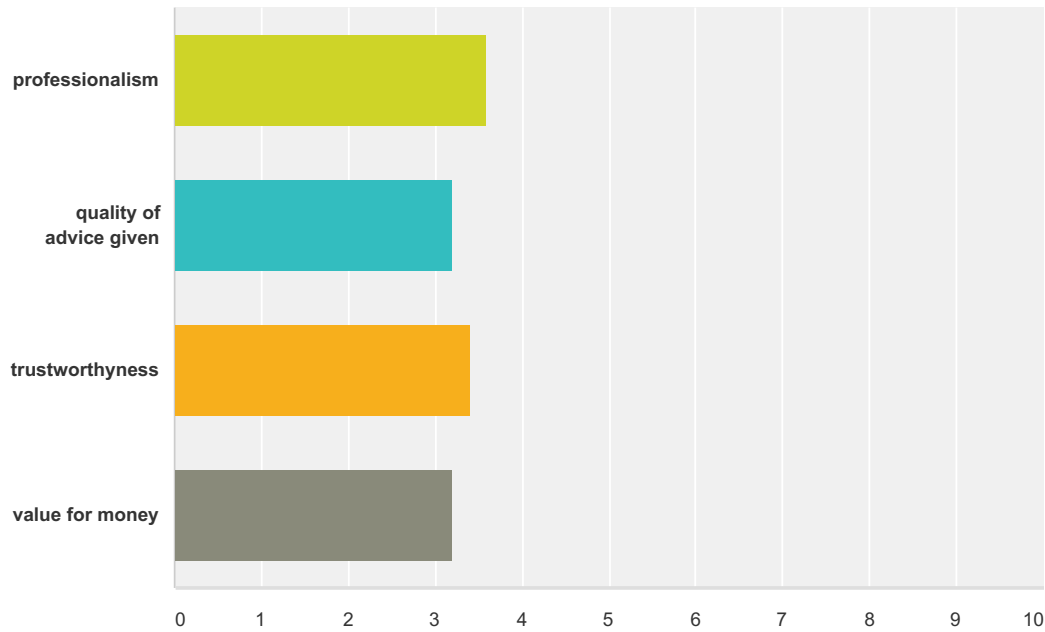
Answered: 20 Skipped: 0



Answer Choices	Responses	
Yes	25.00%	5
No	75.00%	15
Total		20

Q10 If you have received advice in the past on your pensions what was your experience?

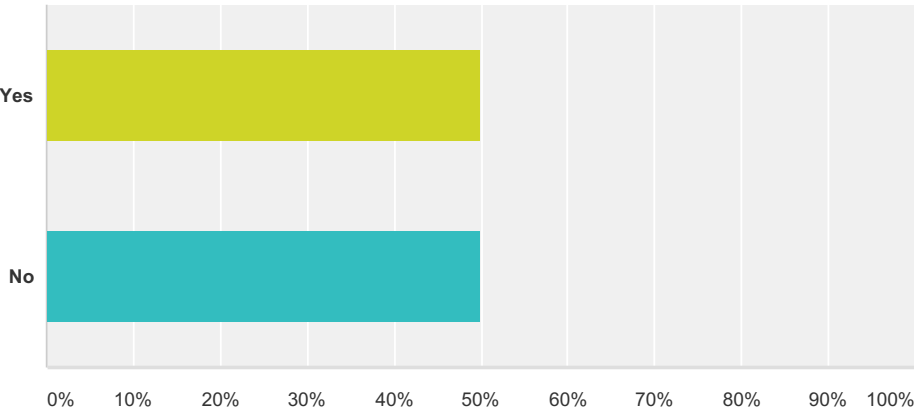
Answered: 5 Skipped: 15



	poor	average	good	very good	excellent	Total	Weighted Average
professionalism	0.00% 0	40.00% 2	0.00% 0	20.00% 1	40.00% 2	5	3.60
quality of advice given	0.00% 0	60.00% 3	0.00% 0	0.00% 0	40.00% 2	5	3.20
trustworthiness	0.00% 0	40.00% 2	20.00% 1	0.00% 0	40.00% 2	5	3.40
value for money	20.00% 1	20.00% 1	20.00% 1	0.00% 0	40.00% 2	5	3.20

Q11 Do you plan to work during retirement?

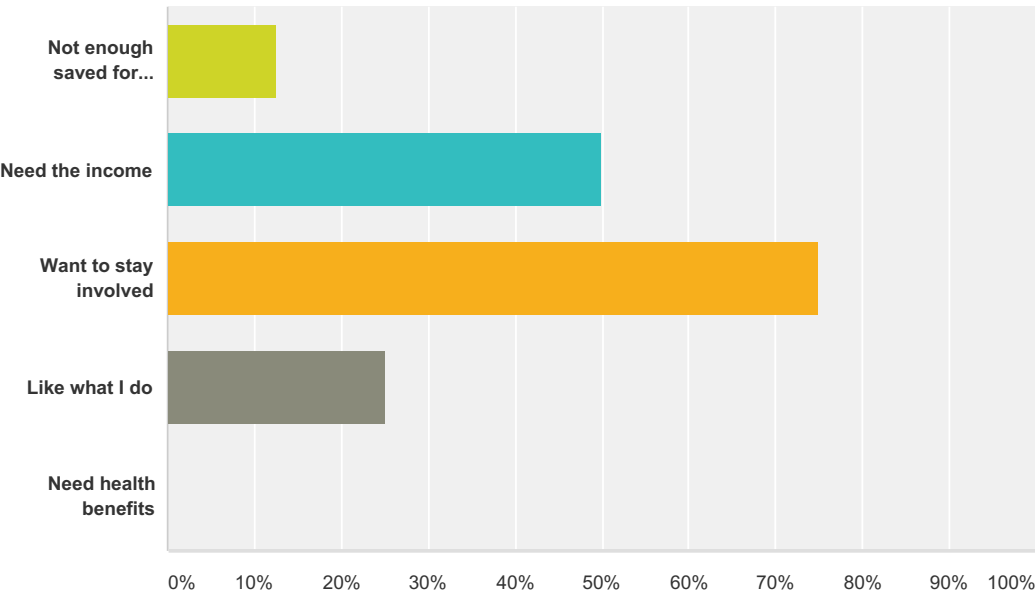
Answered: 20 Skipped: 0



Answer Choices	Responses	
Yes	50.00%	10
No	50.00%	10
Total		20

Q12 If Yes, Why?

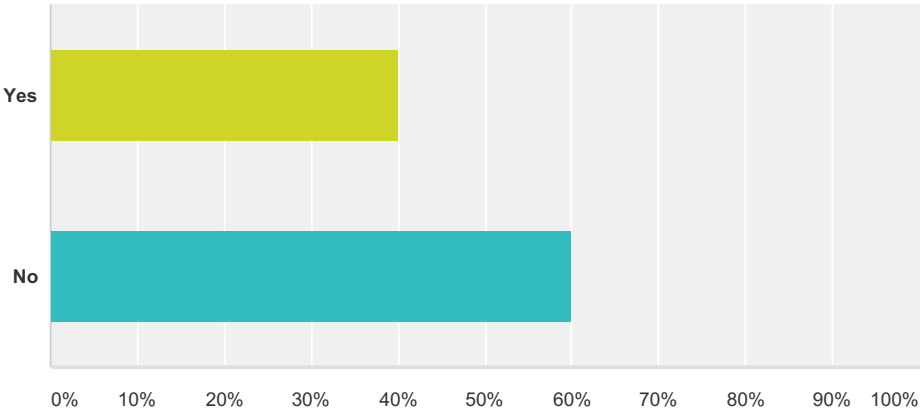
Answered: 8 Skipped: 12



Answer Choices	Responses	
Not enough saved for retirement	12.50%	1
Need the income	50.00%	4
Want to stay involved	75.00%	6
Like what I do	25.00%	2
Need health benefits	0.00%	0
Total Respondents: 8		

Q13 Would you like to help us shape a retirement planning service that will really help people?

Answered: 20 Skipped: 0



Answer Choices	Responses	
Yes	40.00%	8
No	60.00%	12
Total		20

Q14 Full Name

Answered: 8 Skipped: 12

Q15 Email

Answered: 7 Skipped: 13